

Casambi - Occupancy detectors

PD4-CAS-GH



white mat, similar to
RAL9010 , Art.-Nr.: 93472

Product Information

- Casambi occupancy detector for surface mounting in large mounting heights
- Bright LED indication for commissioning
- External telescopic light sensor for a mounting height between 5 and 16 m (mechanically adjustable) for measuring the light according to the application.
- Mixed light measurement with external light sensor
- Adjustment of the reflection factor and input of the luminosity for the display of the actual luminosity in the app
- Extension of the detection area with additional B.E.G. Casambi devices possible
- Individual adaption of detection sensitivity for each PIR sensor
- Detection area can be restricted with blinds
- There are markings to ensure correct alignment during installation
- **When used in high-bay warehouses, care should be taken that, in the cross-aisles of the warehouse, detectors are installed that can detect movement only in the desired aisle locations, by using blinds or other technical arrangements.**
- Manual switching and dimming via push button possible
- Functions adjustable via Casambi app
- **Application examples:**
high-bay warehouse, sports halls/ storage rooms

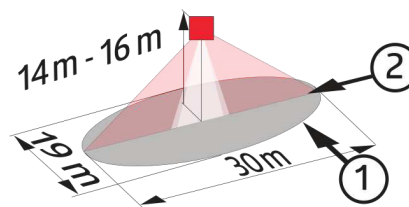
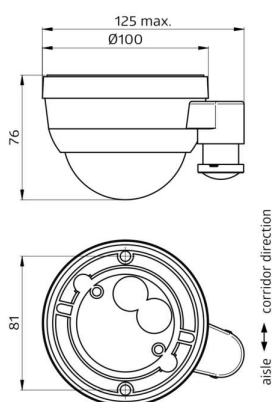
Technical Data

Voltage: 230 V AC $\pm 10\%$ 50 Hz

Dimensions:	Ø 101 x 76 mm
Settings:	Casambi App
Power consumption:	0,4 W
Detection area:	horizontal 360° oval (Ceiling mounting)
Range:	30 m x 19 m
Monitored area (tangential movement):	440 m ² / 14 m mounting height
Mounting height min./max./recommended:	5 m / 16 m / 14 m
Degree / class of protection:	IP54 / Class II
Ambient temperature:	-5 °C to +45 °C
Housing:	polycarbonate, UV-resistant
	Channel 1 (lighting control)
Follow-up time:	1 sec - 60 min
Brightness set value:	1 - 4000 Lux
	Mixed light measuring

Description

Description	Colour	Part number	EAN number
PD4-CAS-GH	white mat, similar to RAL9010	93472	4007529934720



Dimensions 93472

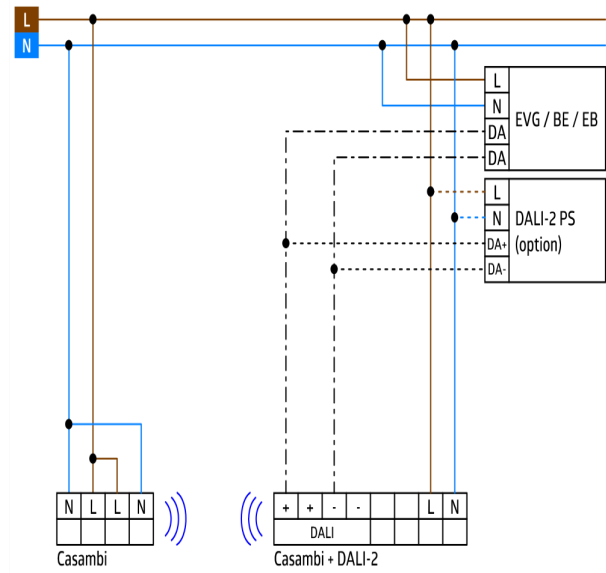
Range diagram

- 1: Walking across
- 2: Walking towards



Range diagram

- 1: Walking across
- 2: Walking towards



Wiring diagrams

CASAMBI