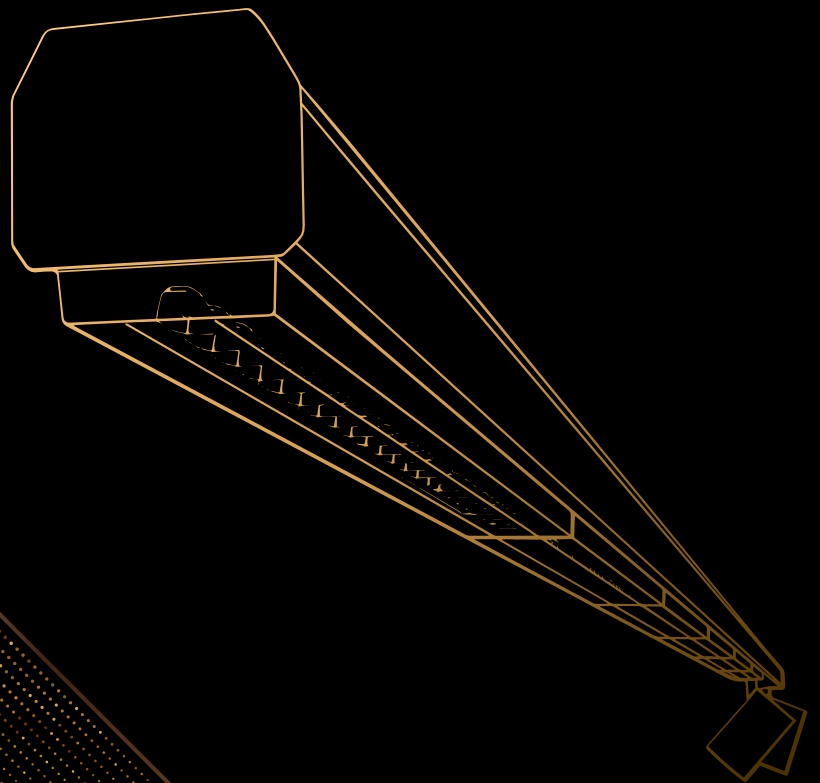


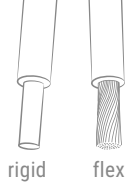
# SRT

TRUNKING SYSTEM



**REGIOLUX**

# SRT INFEED AND OUTFEED

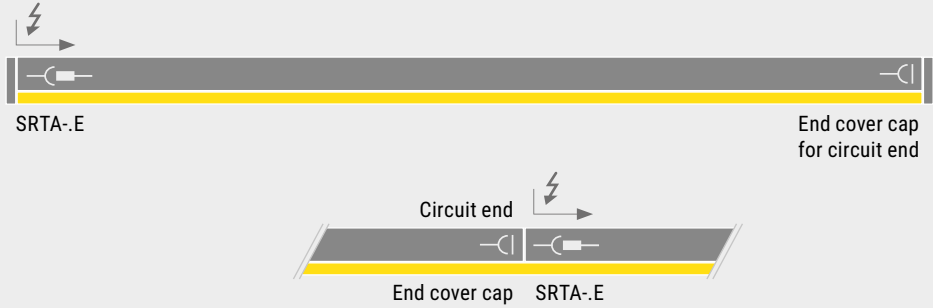


## LIGHT RUN (STANDARD VERSION)

**1** Feed adapter SRTA-E is necessary for all power feeds

New feed optional

## Infeed




## LIGHT RUN WITH OUTFEED

**2** Outfeed rail attached without power tap incl. blank cover (500 mm)

**3** Outfeed rail integrated with power tap for device mount

## Outfeed



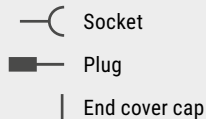
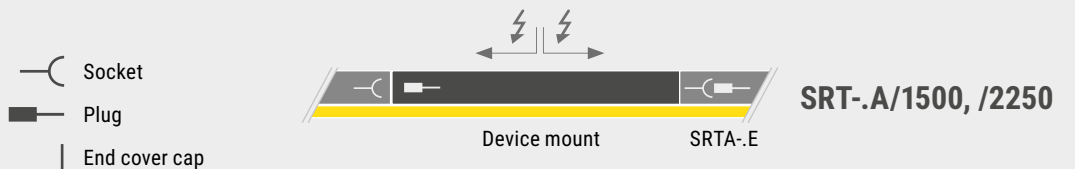
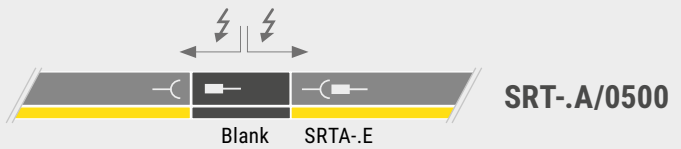
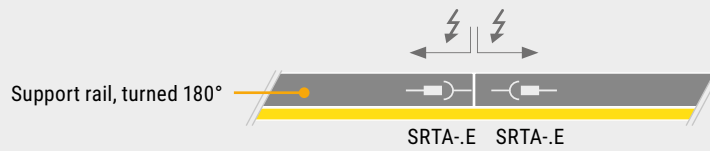
## CENTRAL FEED 1 OR 2 SUPPLY LINES

**4** Turned support rail


**5** Outfeed rail attached without power tap incl. blank cover (500 mm)

**6** Outfeed rail integrated with power tap for device mount

## Central feed




### Infeed adapter SRTA-E



Infeed adapter/socket incl. end cover cap

### Outfeed rail attached without power tap SRT-A/0500




Outfeed rail without power tap incl. blank cover, rail connector and end cover cap

### Outfeed rail integrated with power tap SRT-A/1500 or /2250




Outfeed rail with power tap, incl. end cover cap

# SRT LIGHT RUN LANDSCAPE



L node point  
SRT-KL



T node point  
SRT-KT



Wiring kit  
SRT-KDV

